



Features:

- No UV or IR light radiation.
- Provide 45° beam angles.
- Low Power Consumption: Less than 12 Watts.
- Long lifetime: 25000 hours (L₇₀).
- Sturdy Construction:
 - UV Stabilized PMMA Lens and Aluminium alloy Lamp Shell.
- High CRI: 70-85.
- Correlated Color Temperature: 2700-6500K.
- Operating temperature: -20°C~+60°C.
- 90-265V AC input.
- LED Type : COB .

Benefits:

- Energy Cost Savings:
Over 60% Compared to Incandescent.
- Solid-State:
High-Shock & High-Vibration Resistant,
Both Electrical and Mechanical
- Energy Cost Savings:
- Eco-Friendly:
No Mercury, No Lead Content
- No Hazardous Emissions:
No UV or IR Radiation
- Constant Light Output:
Even Lighting, Non-Halation

Applications:

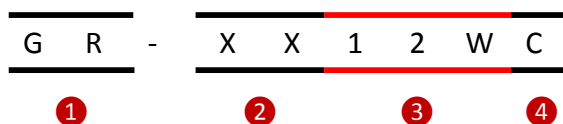
- Mall center Lighting
- Corridor Lighting
- Furniture Lighting
- Hotel Lighting
- Other Lighting

Product Specifications:

Lamp Shell	Aluminium
Input Voltage	90-260V AC
Wattage	12W
Power Factor	PF \geq 0.6
Operating frequency	50-60Hz
Operating Temperature	-20°C ~ +60°C
Storage Temperature	-30°C ~ +70°C
Net Weight per piece (Kg)	1.3KG
Certifications	RoHS Compliant

Product Selection Guide:

Part No.	Beam Angle	Total Lumens	CCT	Color	CRI
GR-WW12WC	45°	1700 \pm 10%	2700-3500K	Warm White	\geq 80
T8-W120C	45°	1800 \pm 10%	6000-6500K	White	\geq 70



LED grid light Lamp Series

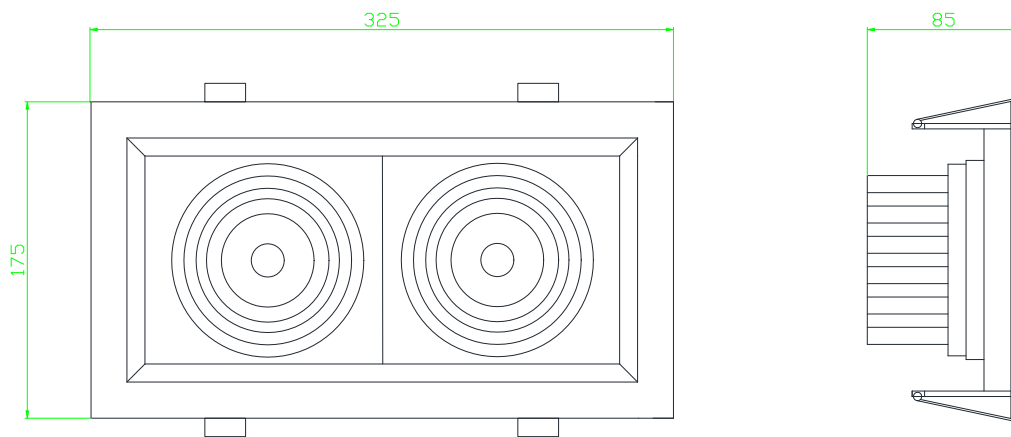
Data Sheet

GR-XX12WC

AC90-260V, 12W

①	GR:	Product Type.
②	XX:	WW-Warm White W- White
③	12W:	The single LED power is 12W
④	C:	AC90-260V

Product Dimensions:

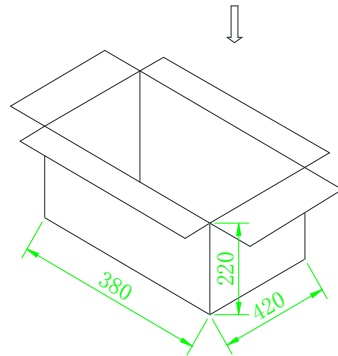
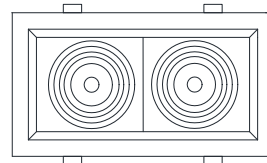
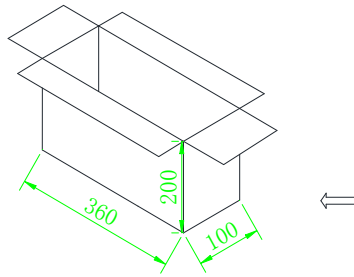


Notes:

1. All dimensions unit in mm
2. Tolerances are $\pm 0.5\text{mm}$ unless otherwise noted.

Package Dimension:

Small carton
360L*100W*200Hmm
14.17"L*3.94"W*7.88"H)
1pcs light inside



Big carton
380L*420W*220Hmm
14.96"L*16.54"W*8.66"H
4pcs lights inside

Installation Instructions and Warnings:

- Turn off power before inspection, installation, or removal.
- Not for use where exposed to the weather
- Do not use in totally enclosed fixtures.
- Not for use with dimmers.
- Please make sure to use a suitable adapter. Please mind the minimum load of your adapter.

The maximum input current is measured at maximum load: 0.3A@ 100~240VAC

Notes:

The part number, type, and specifications mentioned in this document are subject to future change and improvement without notice. Before production usage customer should refer to the latest datasheet for the updated specifications.