



Features:

- No UV or IR light radiation.
- Provide 120° beam angles.
- Easy Installation.
- Low Power Consumption: Less than 24 Watts/m
- Long lifetime: 25000 hours (L₇₀).
- High CRI: 70-85.
- Correlated Color Temperature: 2700-6500K.
- 120 leds per meter, 5 meter per roll, each 3 leds as one series, each series can be cutted.
- Operating temperature: -20°C~+60°C.
- 12V DC input.
- Led type: 2835 LED.
- Waterproof grade: IP65.

Benefits:

- Energy Cost Savings:
Over 60% Compared to Incandescent.
- Solid-State:
High-Shock & High-Vibration Resistant,
Both Electrical and Mechanical
- Energy Cost Savings:
- Eco-Friendly:
No Mercury, No Lead Content
- No Hazardous Emissions:
No UV or IR Radiation
- Constant Light Output:
Even Lighting, Non-Halation

Applications:

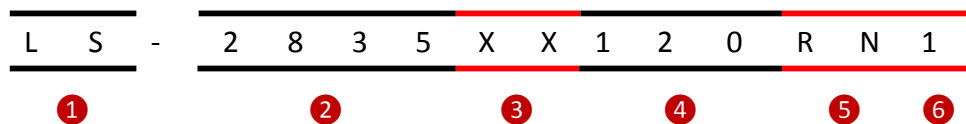
- Advertisement signboard lighting
- Exhibition stand lighting
- Showcase lighting
- Jewelry lighting
- Club lighting
- Bar lighting
- Other Lighting

Product Specifications:

Input Voltage	12V DC
Wattage	24W/m
Operating frequency	50-60Hz
Operating Temperature	-20°C ~ +60°C
Storage Temperature	-30°C ~ +70°C
Net Weight per piece (Kg)	---
Certifications	RoHS Compliant

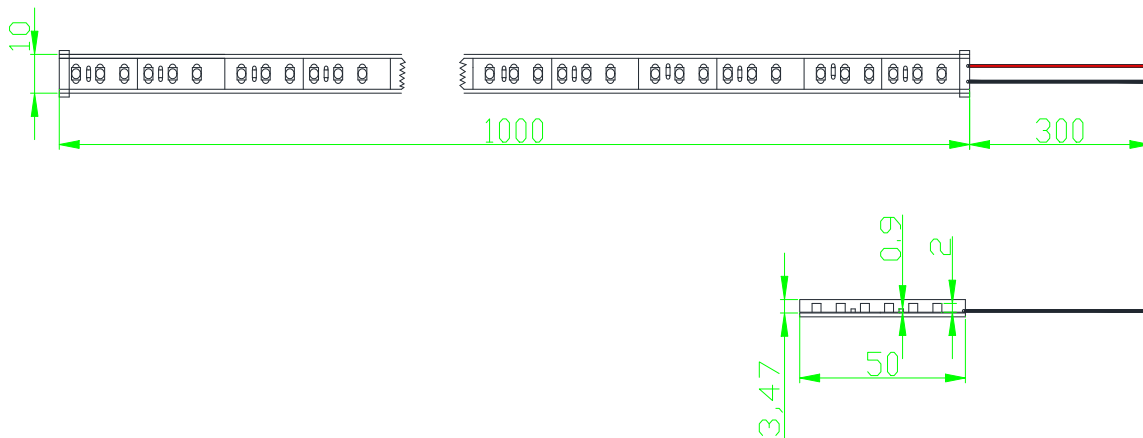
Product Selection Guide:

Part No.	Beam Angle	Total Lumens	CCT/ wavelength	Color	CRI
LS-2835WW120RN1	120°	2200±5%	2700-3500K	Warm White	≥70
LS-2835W120RN1	120°	2400±5%	6000-6500K	White	≥70



①	LS:	Light Strip.
②	2835:	LED Type
③	XX:	WW-Warm White W-White
④	120:	120 pcs of LEDs
⑤	RN:	DC 12V
⑥	1:	Waterproof grade IP65

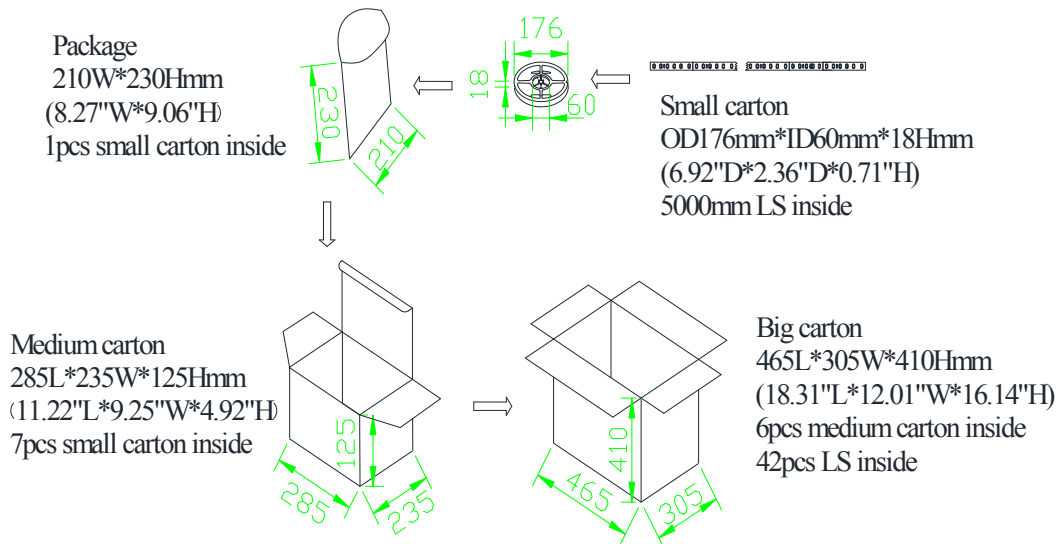
Product Dimensions:



Notes:

1. All dimensions unit in mm
2. Tolerances are $\pm 0.5\text{mm}$ unless otherwise noted.

Package Dimension:



Installation Instructions and Warnings:

- Turn off power before inspection, installation, or removal.
- Not for use where exposed to the weather
- Do not use in totally enclosed fixtures.
- Not for use with dimmers.
- Please make sure to use a suitable adapter. Please mind the minimum load of your adapter.
- 5A adapter (May actuate 10 meter lamp strip):
 - Adapter Input Voltage: AC100-240V.
 - Adapter Output Voltage: DC12V.
 - Operation Range: 90 – 264VAC.
 - The maximum input current is measured at maximum load: 0.5A@ 100~240VAC.

Notes:

The part number, type, and specifications mentioned in this document are subject to future change and improvement without notice. Before production usage customer should refer to the latest datasheet for the updated specifications.